









CAPACITIES

	 Theatre FP/BP	 Classroom FP/BP	 U-shape FP/BP	 Boardroom FP/BP	 Cabaret FP/BP	 Banquet / Dinner FP/BP	 Cocktail Reception	 Standing Buffet	Length (metre)	Width (metre)	Height (metre)	Area (sq m)
Crystal Ballroom	180/160	72/60	41/35	39/33	80/72	120 (RND) 40 (OVAL)	200	200	17.6	10.3	3.3	181
Crystal Mezzanine	80	36	40	30	48	70	100	100	13.7	9.9	2.9	136
Crystal Balcony	-	-	-	-	-	-	60	60	-	-	-	-
Cloisters Suite	170/140	75/57	40/34	39/33	96/80	100/140 INC ANNEX	200	200	17.65	8	8	141
Lobby Mezzanine	-	-	-	-	-	-	80	80	-	-	-	-
Tea Lounge	40 ONLY FP	-	-	-	-	-	40	40	-	-	-	-
Caxton Terrace	-	-	-	-	-	-	80	80	-	-	-	-
Windsor Suite	40 ONLY FP	18 ONLY FP	-	16 ONLY FP	24 ONLY FP	20 (RND) 16 (OVAL)	30	30	10.32	4	2.6	41
York Suite	40 ONLY FP	18 ONLY FP	16 ONLY FP	16 ONLY FP	24 ONLY FP	20 (RND) 16 (OVAL)	30	30	7.14	5.3	3	38
Lancaster Suite	40 ONLY FP	18 ONLY FP	16 ONLY FP	16 ONLY FP	24 ONLY FP	20 (RND) 16 (OVAL)	30	30	7.22	5.16	2.6	37
Marlborough Suite	50 ONLY FP	30 ONLY FP	26 ONLY FP	26 ONLY FP	32 ONLY FP	40 (RND) 26 (OVAL)	50	50	9.68	5.13	2.6	49
Gloucester Suite	20 ONLY FP	-	-	12 ONLY FP	-	10 (OVAL)	-	-	5.85	4.64	2.4	27.14
Trafalgar Suite	20 ONLY FP	-	-	12 ONLY FP	-	10 (OVAL)	20	20	6	3.9	3	24
Buckingham Suite	16 ONLY FP	-	-	10 ONLY FP	-	10 (OVAL)	-	-	4.8	4.2	2.4	20
Abbey	-	-	-	6 ONLY FP	-	-	-	-	-	-	-	-
Regal Board Room	-	-	-	10 ONLY FP	-	12 (OVAL)	-	-	-	-	-	-
Victoria Suite	-	-	-	18	24	30	-	-	7.81	5.6	3	43
Waterloo Suite	40 ONLY FP	20 ONLY FP	20 ONLY FP	20 ONLY FP	32 ONLY FP	30 (RND) 20 (OVAL)	50	50	8.52	5.77	3	49
Westminster Suite	30 ONLY FP	-	-	12 ONLY FP	-	-	30	30	-	-	-	-

FP = Front Projection BP = Back Projection The Lobby Mezzanine is a semi-private area